



COVID-19 ASSESSMENT RESULTS

March 18 – June 19, 2020



Outreach Attempts:
Week 12 – 20,238

Individuals Reached:
Week 12 – 50,595



Assessments completed:
20,565 / 97%

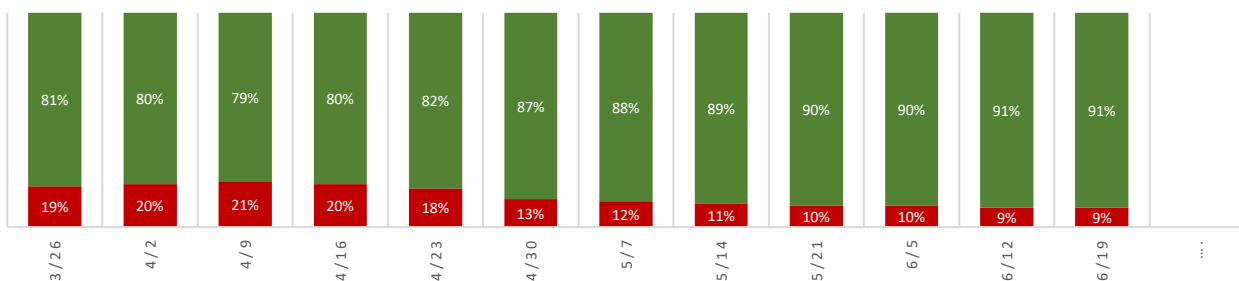
GENERAL

NO

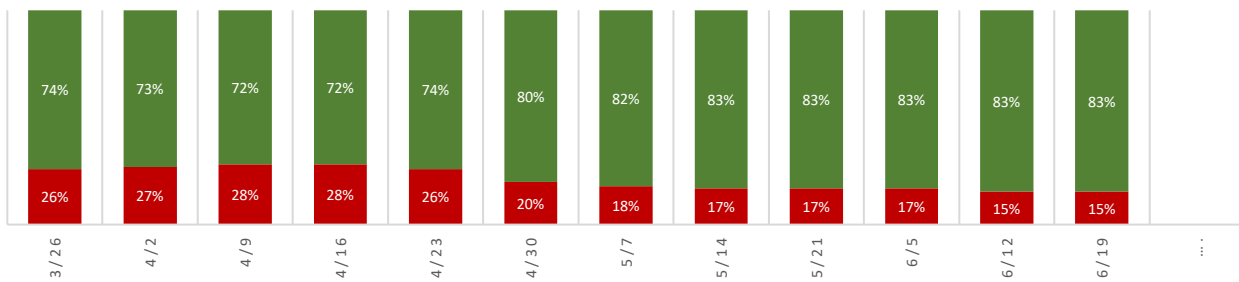
YES



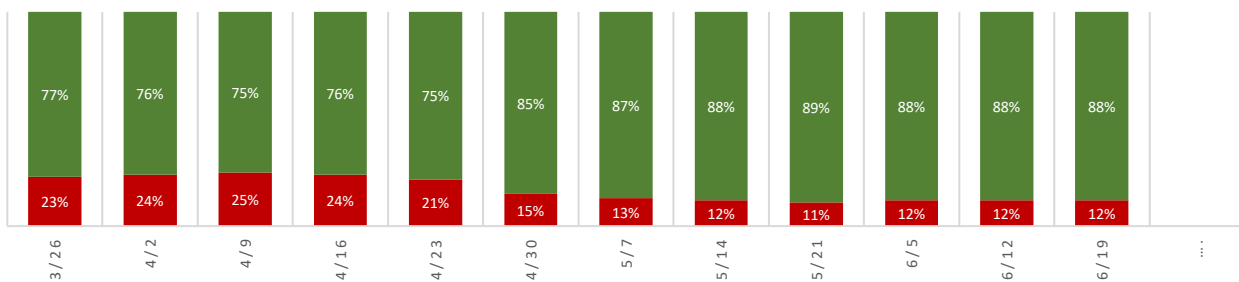
In the case of a quarantine, do you have enough food to last for 7 days?



Do you have antibacterial soap or other disinfectant cleaners such as bleach, Clorox, Lysol?

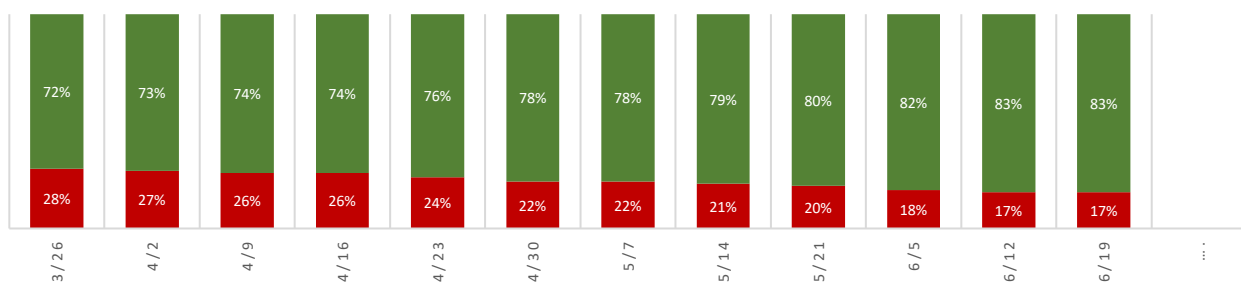


Do you have your household essentials for the next 7 days (toothpaste, toilet paper, soap, feminine products, etc)?





If you have young children do you have a 7-day supply of baby essentials (formula, baby food, diapers etc.)?



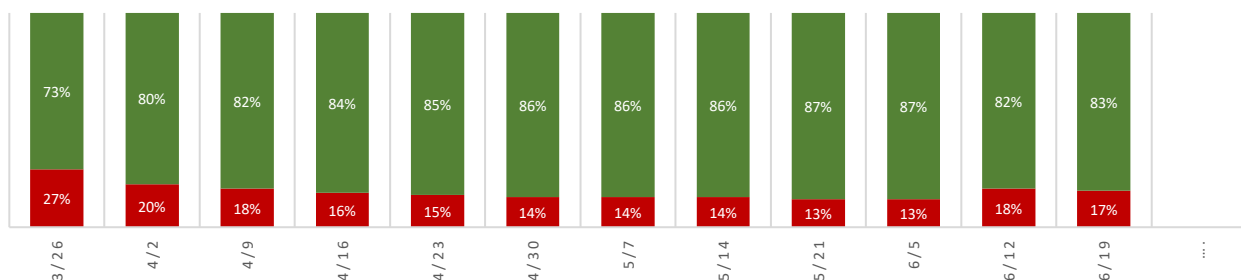
EDUCATION

NO

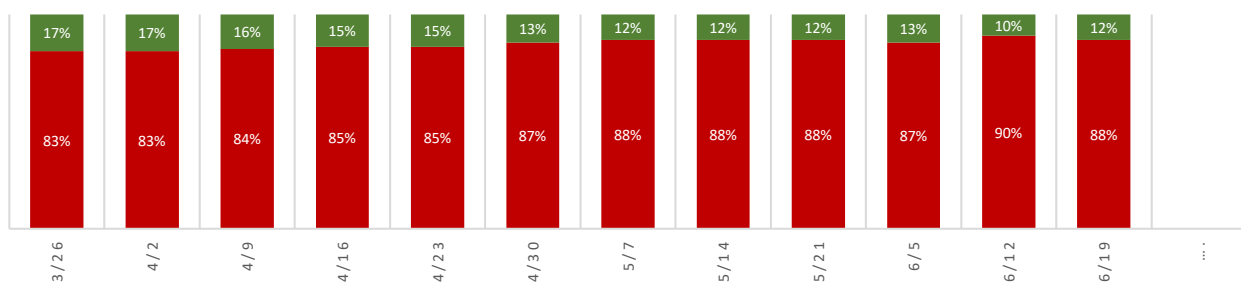
YES



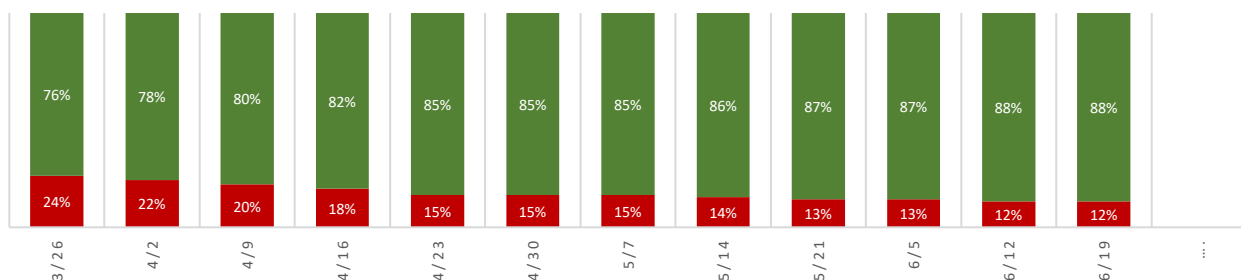
Are you or your school aged children required to do remote learning?



If so, does your children need tutoring or homework assistance?

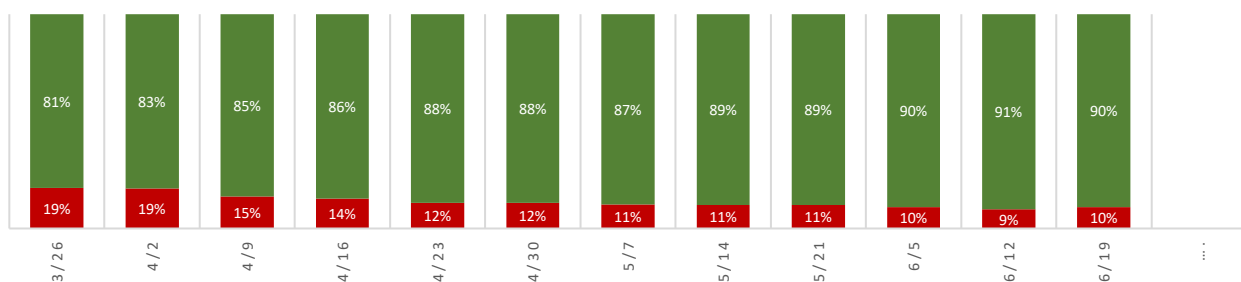


Do you have access to a computer or tablet with internet connectivity?





Does your household have access to broadband internet at home?

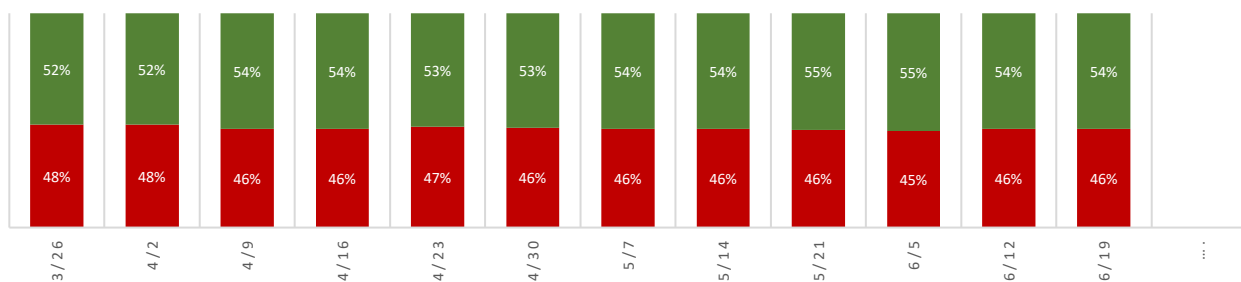


HEALTH

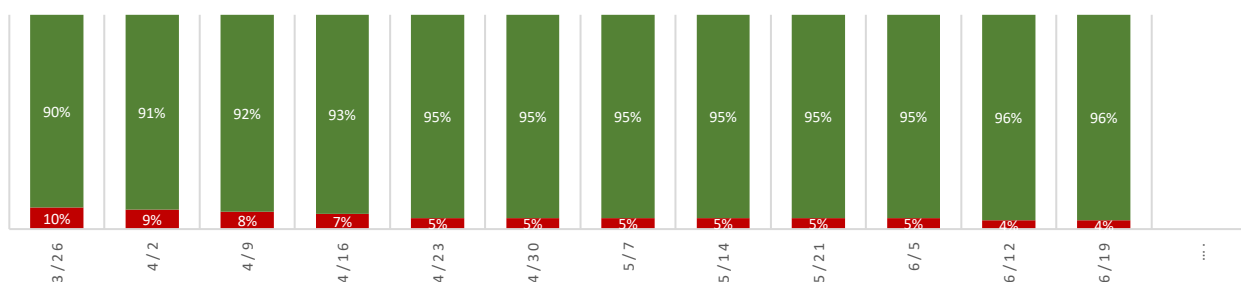
NO **YES**



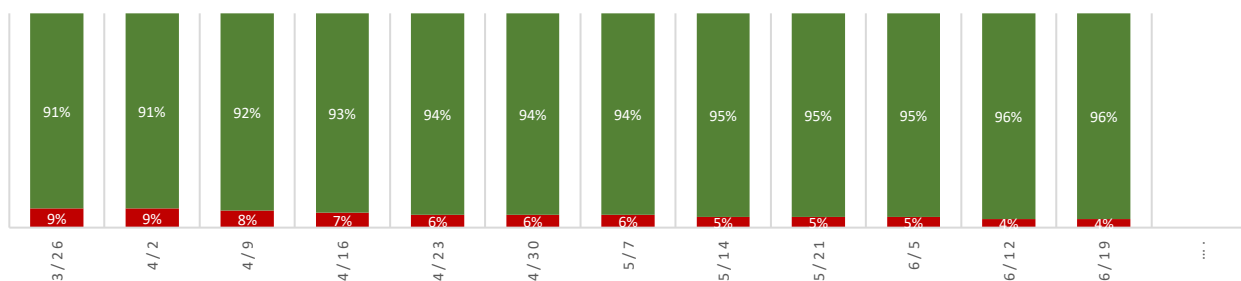
Do you have a chronic health condition?



Do you have a 2-week supply of prescriptions?

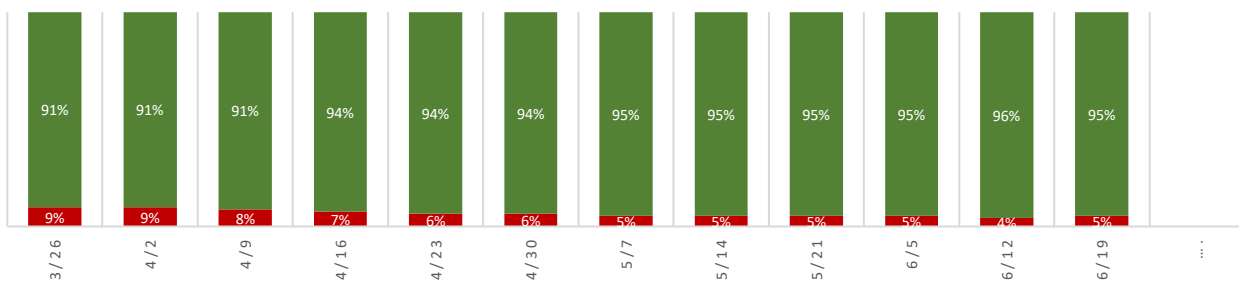


Do you have the medicine you need for your family for the next 7 days?

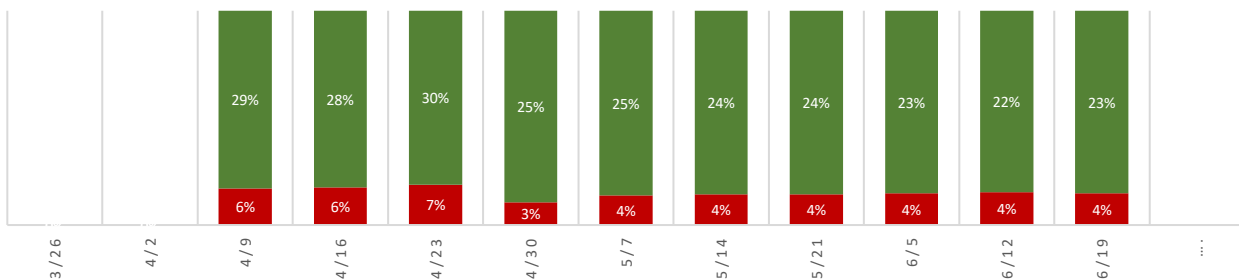




Do you have a plan to get to where you need in case of an emergency?



Due to the pandemic, would you rate your stress higher?



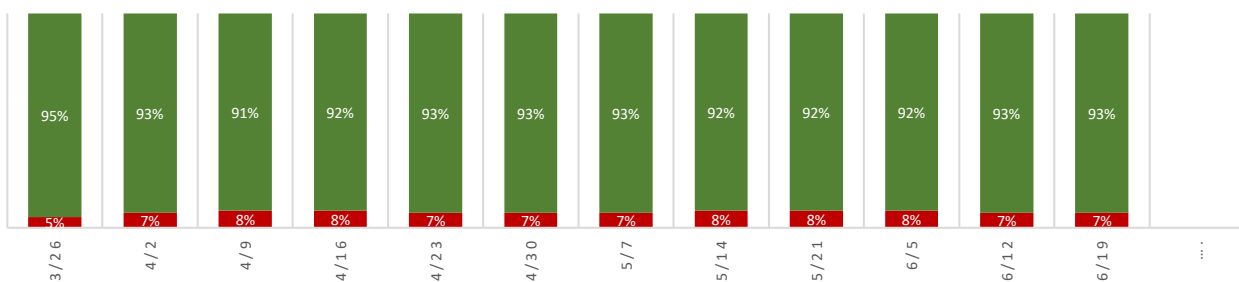
HOUSING STABILITY

NO

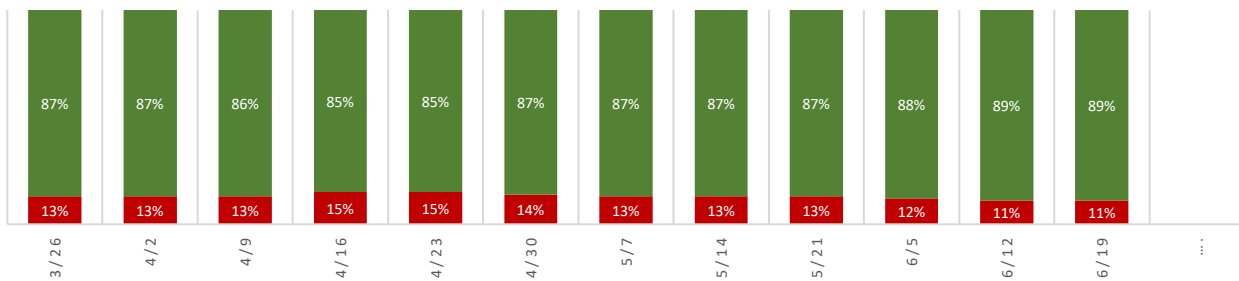
YES



Did you pay your rent this month?

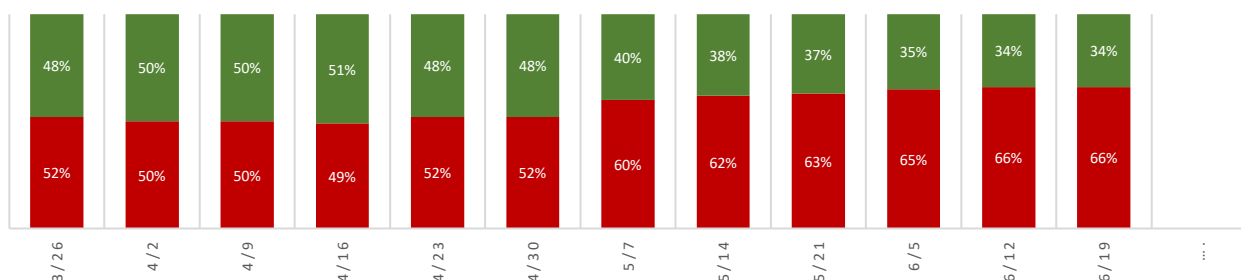


Did you pay your utilities this month?





Did you lose employment as a result of the COVID-19 crisis?



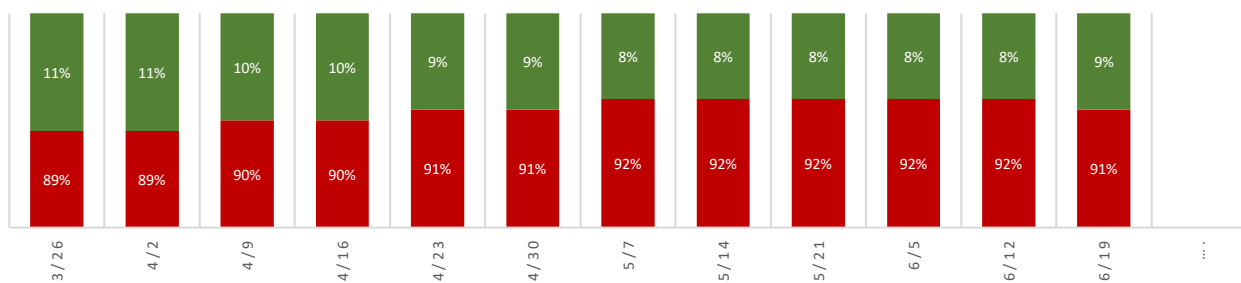
Do you have a support system in the following areas?

NO

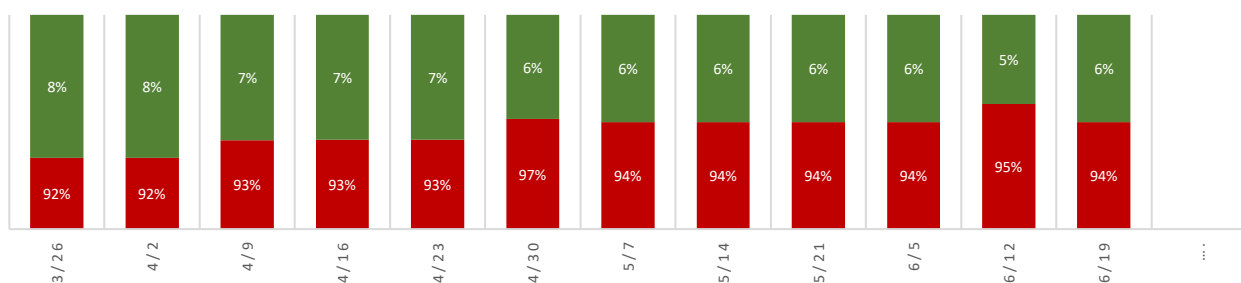
YES



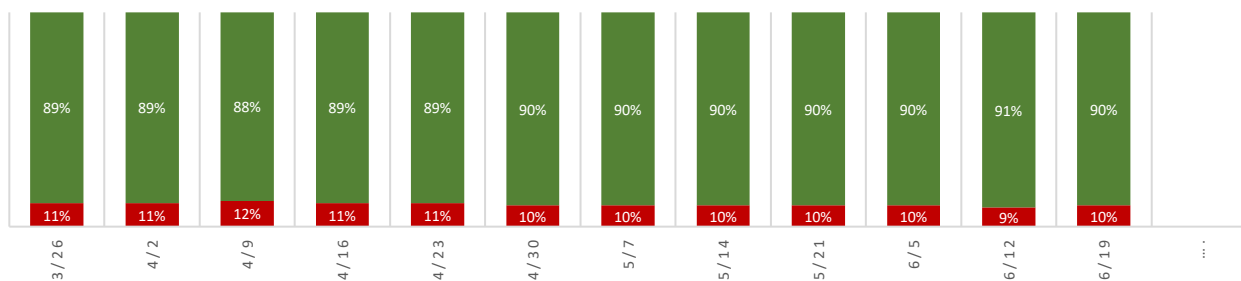
To help with your children



To help in case of an emergency

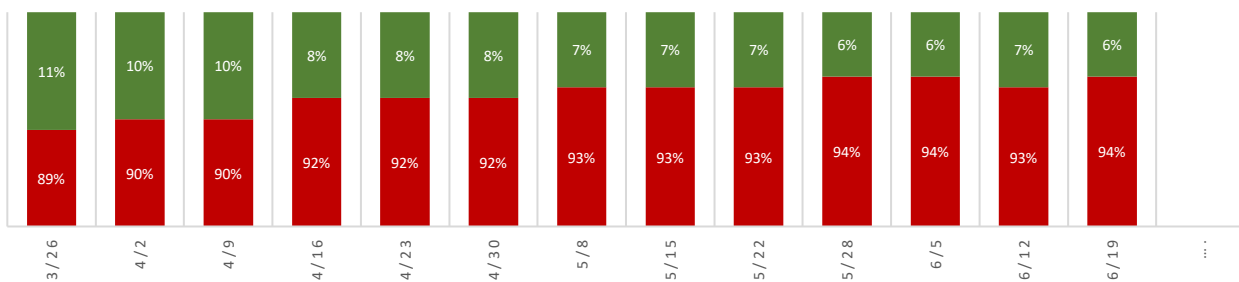


To help take a break?







To help with activities of daily living?





Assessment Results

	Total Families with COVID Assessment	6214	1000	36.3%
	Total Seniors with COVID Assessment	502	64	12.7%

After 3-18-2020	All Plans	Safe and Stable Housing - Secure Basic Needs	Healthy Lifestyle - Access: Prescriptions	In-School Youth - Connect to structured high quality out of school time programming	Children and Youth: Access Prescriptions	All Other Goals
Total Plans Developed	6214	3445	70	110	16	2573
Plans closed (cumulative to end date)	2682	1201	35	58	7	1381
Plans with positive outcome (cumulative to end date)	2994	2290	28	37	11	628
Plans dropped (cumulative to end date)	63	22	6	0	3	32

Basic and Emergency Services	During Period		Cumulative to End Date	
New referrals made during report period	# Participants	# Instances	# Participants	# Instances
Assisted Living Facility	1	1	1	1
Barrier Removal: Transportation assistance	20	25	20	25
Barrier Removal: Youth program equipment / supplies	20	21	20	21
Basic Needs Assistance	516	741	408	562
Emergency Housing	4	7	4	7
Food Pantry	746	1214	746	1214
Government Benefits	52	55	52	55
Housekeeping Assistance	32	35	32	35
Phone / Internet Access	34	40	34	40
Rental Assistance	147	191	147	191
Utility Assistance	184	245	184	245

Health and Family Services	During Period	Cumulative to End Date
----------------------------	---------------	------------------------



New referrals made during report period	# Participants	# Instances	# Participants	# Instances
Family Literacy	23	23	23	23
Health and Safety Education	5	5	0	0
Health Screenings	4	4	4	4
Prenatal Care	2	2	2	2
Prescription Drug Assistance	8	9	8	9

Employment Services	During Period		Cumulative to End Date	
New referrals made during report period	# Participants	# Instances	# Participants	# Instances
Career Counseling	26	27	26	27
Customized Training	19	19	19	19
Employment Readiness	43	19	43	19
Job Fair/Hiring Event	1	1	1	1
Job Retention Support	4	4	4	4
Job Search Assistance	78	89	78	89
Job Skills Training	19	19	19	19
Objective Assessment	0	0	0	0
On-the-Job Training / Transitional Jobs	2	0	2	0
Placement Services	44	46	44	46
Pre-employment Volunteer Job Experience	0	0	0	0
Re-entry Services	0	0	0	0
Self-Service	6	0	6	0
Underemployment Compensation	19	20	19	20
Upgrade / Incumbent Worker Training	0	0	0	0
Vocational Rehabilitation	1	1	1	1

Early Childhood Education Services	During Period		Cumulative to Last Month End	
New referrals made during report period	# Participants	# Instances	# Participants	# Instances
Early Childhood Education	15	16	15	16
Early Intervention	1	1	1	1
Newly received services during report period	# Participants	# Instances	# Participants	# Instances
Early Childhood Education	5	5	5	5