



COVID-19 ASSESSMENT RESULTS

March 18 – May 18, 2020



Outreach Attempts:
Week 8 – 13,529

Individuals Reached:
Week 8 – 22,295

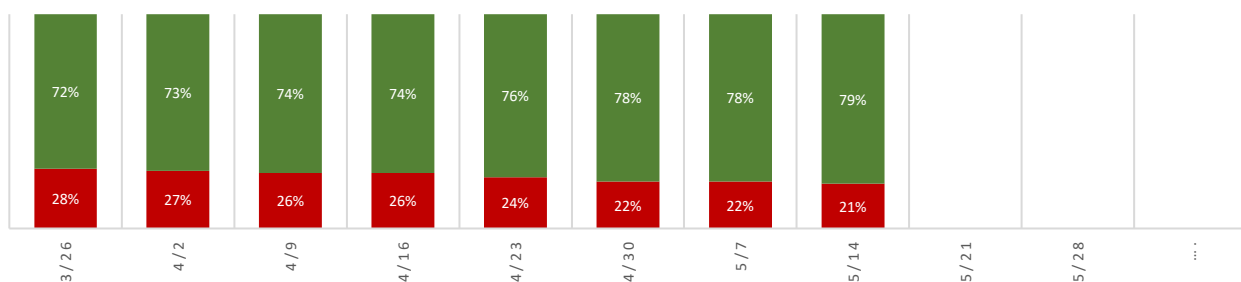


Assessments completed:
7,049 / 79%





If you have young children do you have a 7-day supply of baby essentials (formula, baby food, diapers etc.)?

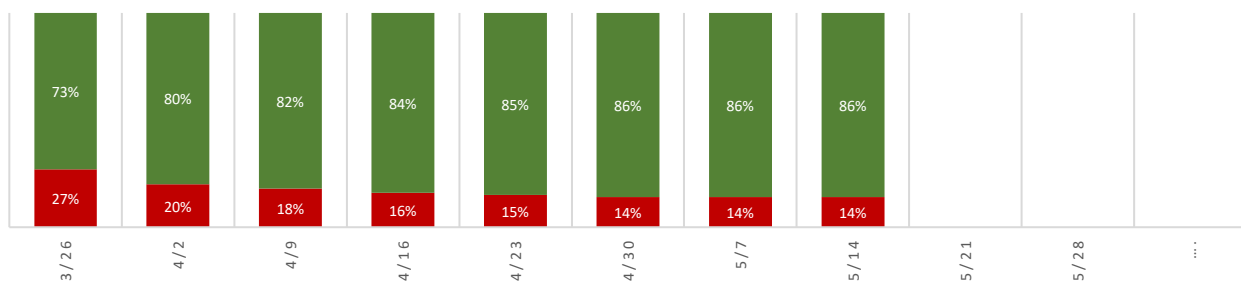


EDUCATION

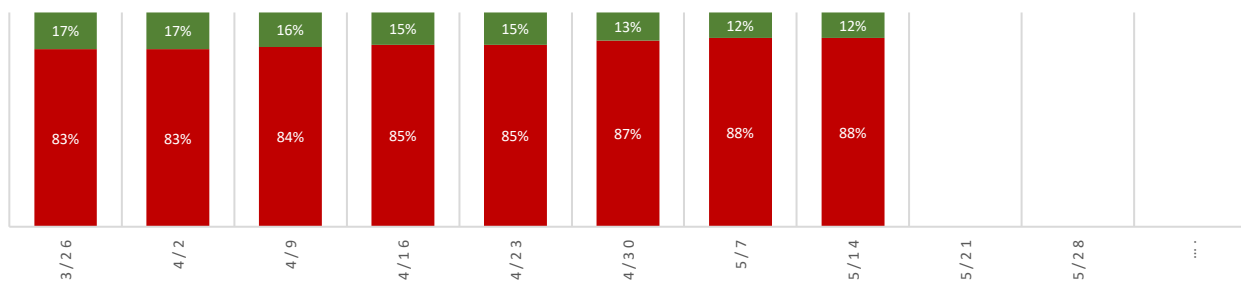
NO YES



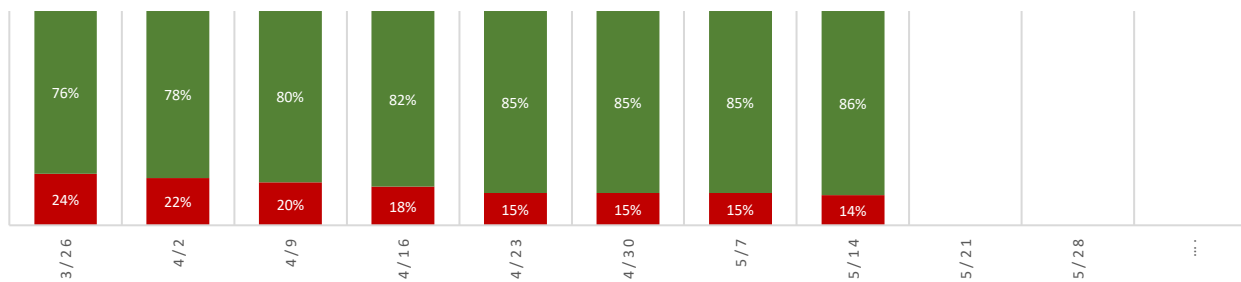
Are you or your school aged children required to do remote learning?



If so, does your children need tutoring or homework assistance?

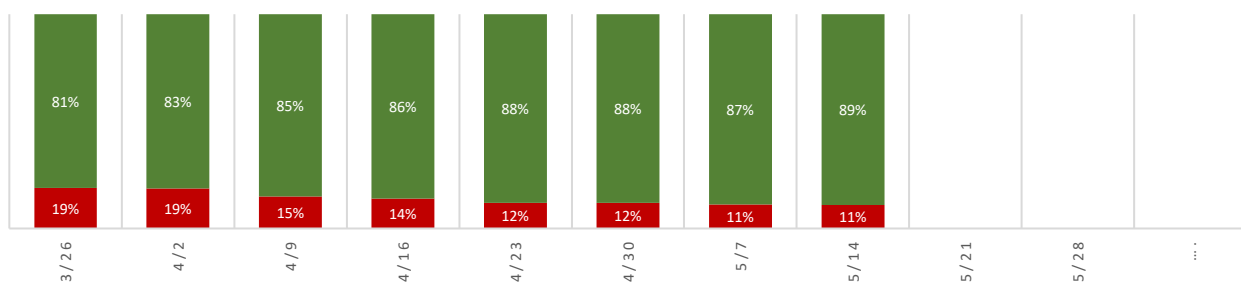


Do you have access to a computer or tablet with internet connectivity?





Does your household have access to broadband internet at home?

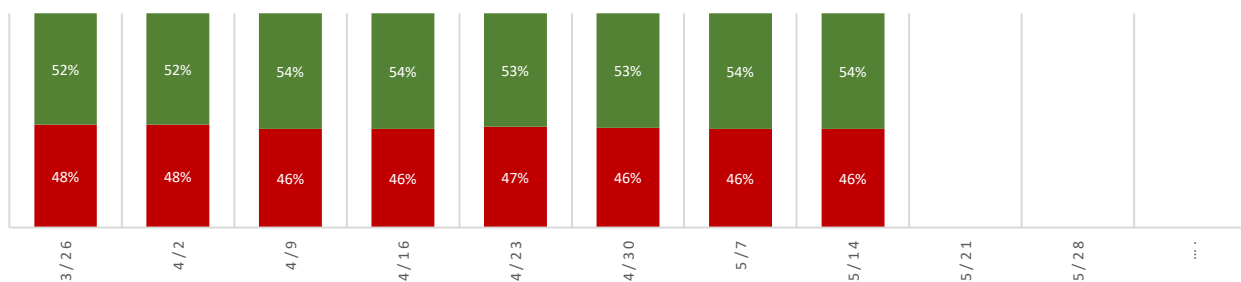


HEALTH

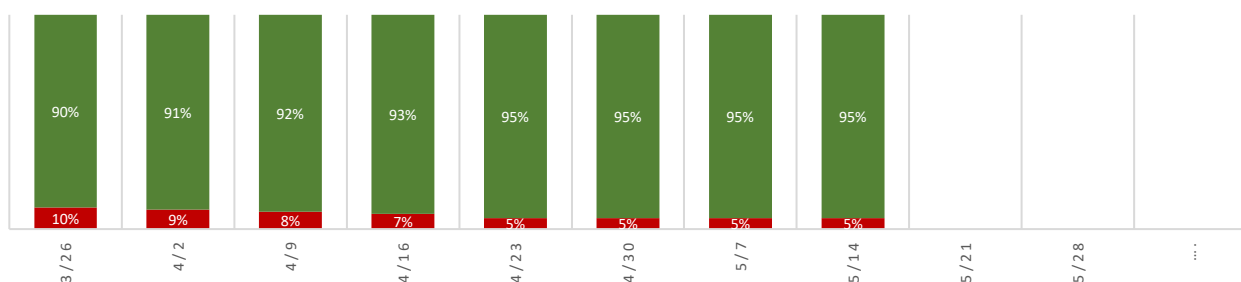
NO **YES**



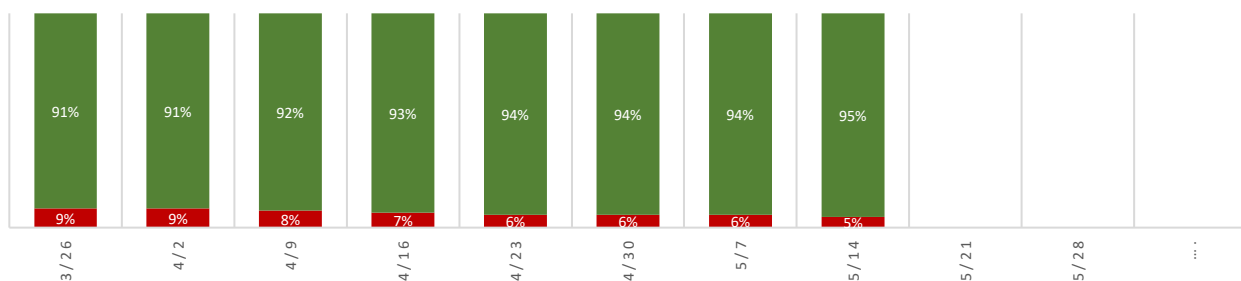
Do you have a chronic health condition?



Do you have a 2-week supply of prescriptions?

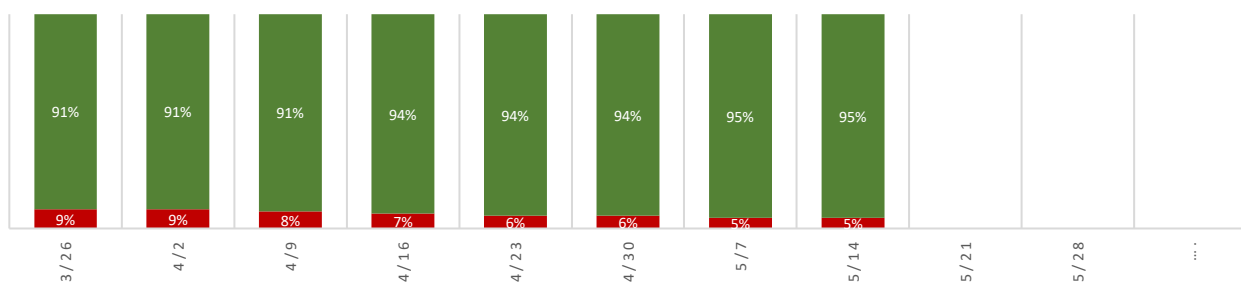


Do you have the medicine you need for your family for the next 7 days?

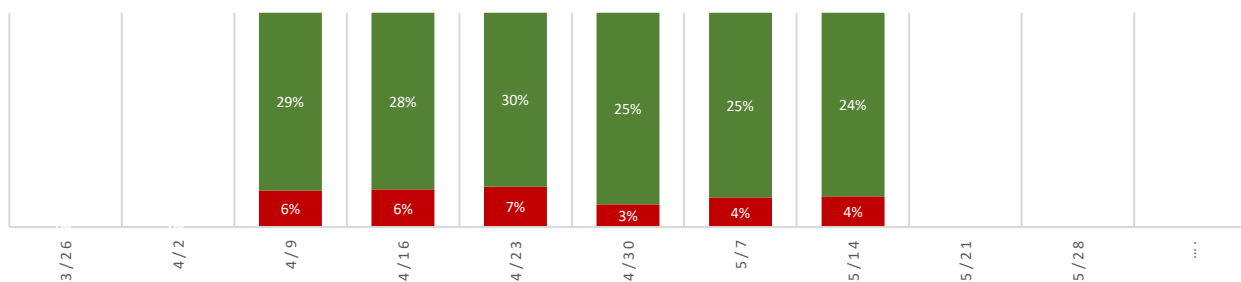




Do you have a plan to get to where you need in case of an emergency?



Due to the pandemic, would you rate your stress higher?



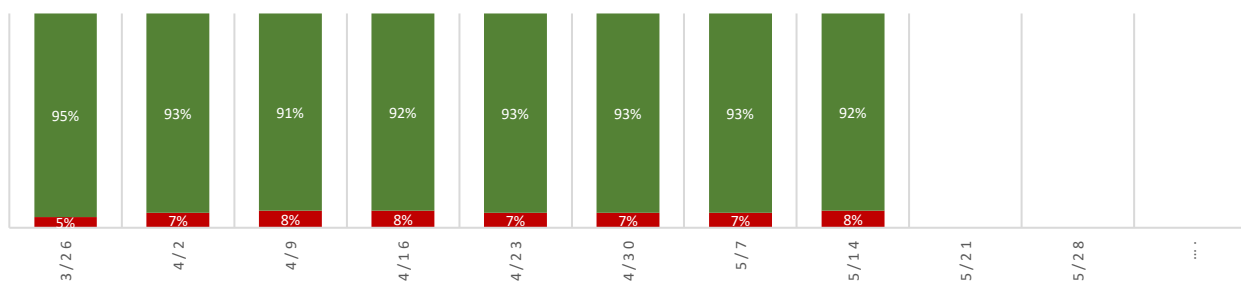
HOUSING STABILITY

NO

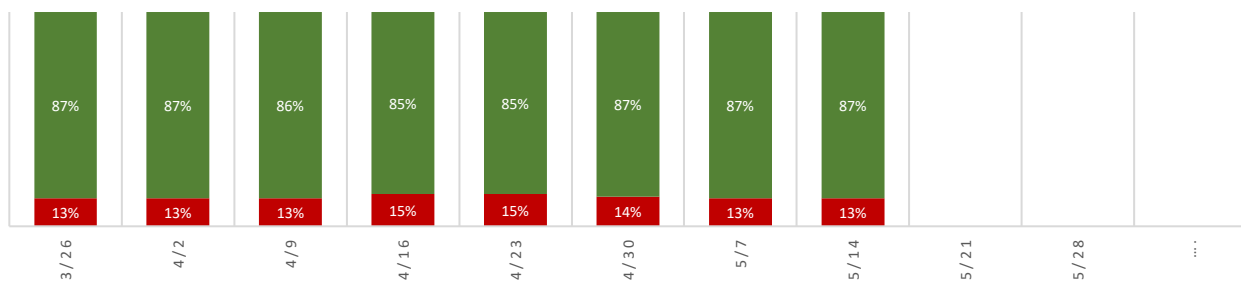
YES



Did you pay your rent this month?

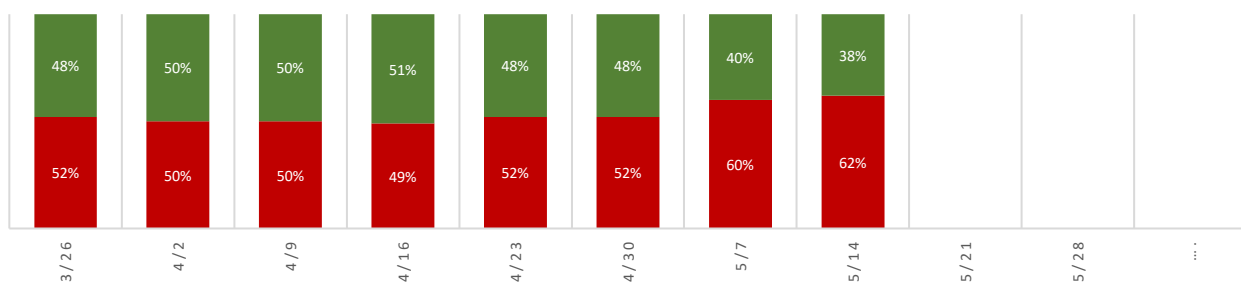


Did you pay your utilities this month?





Did you lose employment as a result of the COVID-19 crisis?



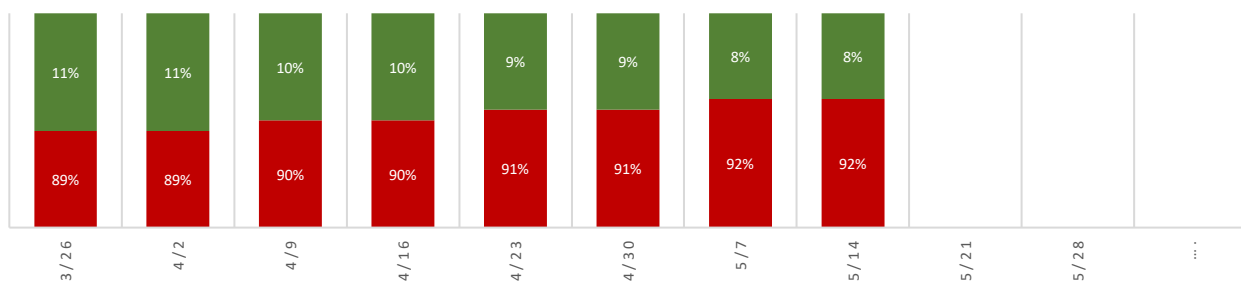
Do you have a support system in the following areas?

NO

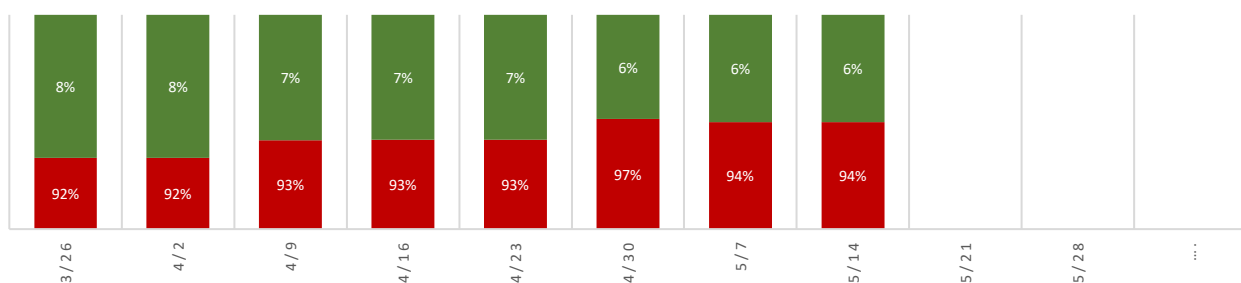
YES



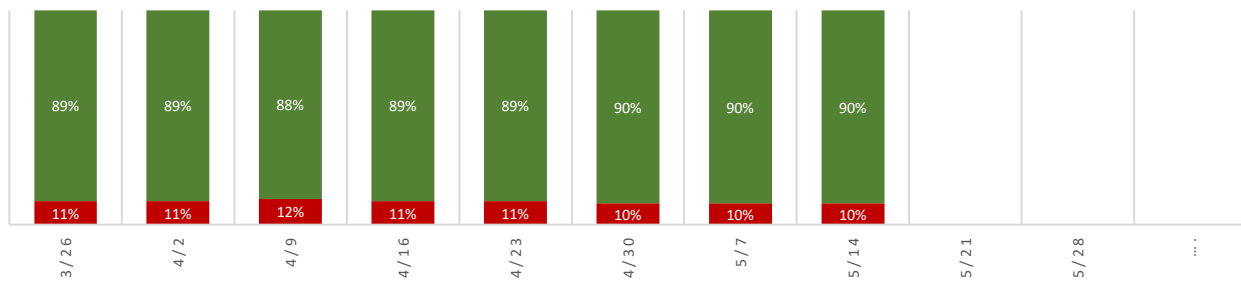
To help with your children



To help in case of an emergency

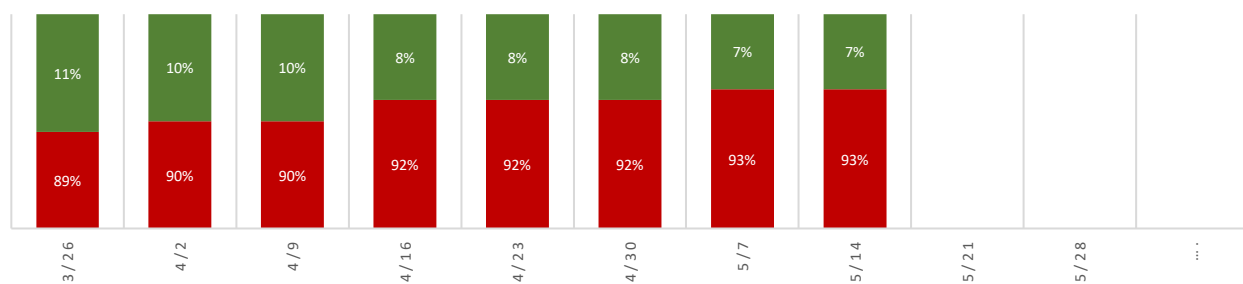


To help take a break?







To help with activities of daily living?





Assessment Results

	Total Families with COVID Assessment	4387	1000	36.3%
	Total Seniors with COVID Assessment	502	64	12.7%

After 3-18-2020	All Plans	Safe and Stable Housing - Secure Basic Needs	Healthy Lifestyle - Access: Prescriptions	In-School Youth - Connect to structured high quality out of school time programming	Children and Youth: Access Prescriptions	All Other Goals
Total Plans Developed	4387	2486	62	87	15	1737
Plans closed (cumulative to end date)	2682	1201	35	58	7	1381
Plans with positive outcome (cumulative to end date)	1669	1269	22	29	7	342
Plans dropped (cumulative to end date)	36	12	6	0	0	18

Basic and Emergency Services	During Period		Cumulative to End Date	
New referrals made during report period	# Participants	# Instances	# Participants	# Instances
Assisted Living Facility	1	1	1	1
Barrier Removal: Transportation assistance	14	16	12	13
Barrier Removal: Youth program equipment / supplies	14	14	10	10
Basic Needs Assistance	516	741	408	562
Emergency Housing	1	1	1	1
Food Pantry	570	923	422	672
Government Benefits	35	37	25	27
Housekeeping Assistance	11	11	12	12
Phone / Internet Access	31	36	26	31
Rental Assistance	65	83	44	45
Utility Assistance	112	128	85	89

Health and Family Services	During Period	Cumulative to End Date
----------------------------	---------------	------------------------



New referrals made during report period	# Participants	# Instances	# Participants	# Instances
Family Literacy	23	23	23	23
Health and Safety Education	5	5	0	0
Health Screenings	2	2	2	2
Prenatal Care	2	2	2	2
Prescription Drug Assistance	3	3	2	2

Employment Services	During Period		Cumulative to End Date	
New referrals made during report period	# Participants	# Instances	# Participants	# Instances
Career Counseling	11	11	3	3
Customized Training	13	13	1	1
Employment Readiness	19	13	3	1
Job Fair/Hiring Event	0	0	0	0
Job Retention Support	4	4	2	2
Job Search Assistance	24	24	7	7
Job Skills Training	13	13	4	4
Objective Assessment	0	0	0	0
On-the-Job Training / Transitional Jobs	2	0	0	0
Placement Services	17	17	5	5
Pre-employment Volunteer Job Experience	0	0	0	0
Re-entry Services	0	0	0	0
Self-Service	3	0	3	0
Underemployment Compensation	15	16	9	9
Upgrade / Incumbent Worker Training	0	0	0	0
Vocational Rehabilitation	1	1	1	1

Early Childhood Education Services	During Period		Cumulative to Last Month End	
New referrals made during report period	# Participants	# Instances	# Participants	# Instances
Early Childhood Education	6	6	6	6
Early Intervention	1	1	1	1
Newly received services during report period	# Participants	# Instances	# Participants	# Instances
Early Childhood Education	3	3	3	3